


Survey

Report



~~Hand-drawn~~

Table Of Contents

- 1) Abstract, Introduction
- 2) Methodology
- 3) Survey Sample
- 4) Graphs
- 5) Graphs
- 6) Graphs
- 7) Tallies
- 8) Tallies
- 9) Cross Tabulation
- 10) Analysis, Conclusion

Abstract

We were advised to conduct a survey to find out what we will sell at the trade fair. In our survey we will ask the people questions such as "How much money will you bring to the trade fair" and "Would you buy..." We went to four class-rooms and surveyed about 100 p. From our survey we found that most people bought milkshakes last year at the trade fair and that most people (out of our choices of candy floss, lollies, cans of drink and sausages) would buy candy floss and cans of drink. We also found out that most people will bring about \$5 to the trade fair and that \$1 is the most common price for a stick of and a can of drink.

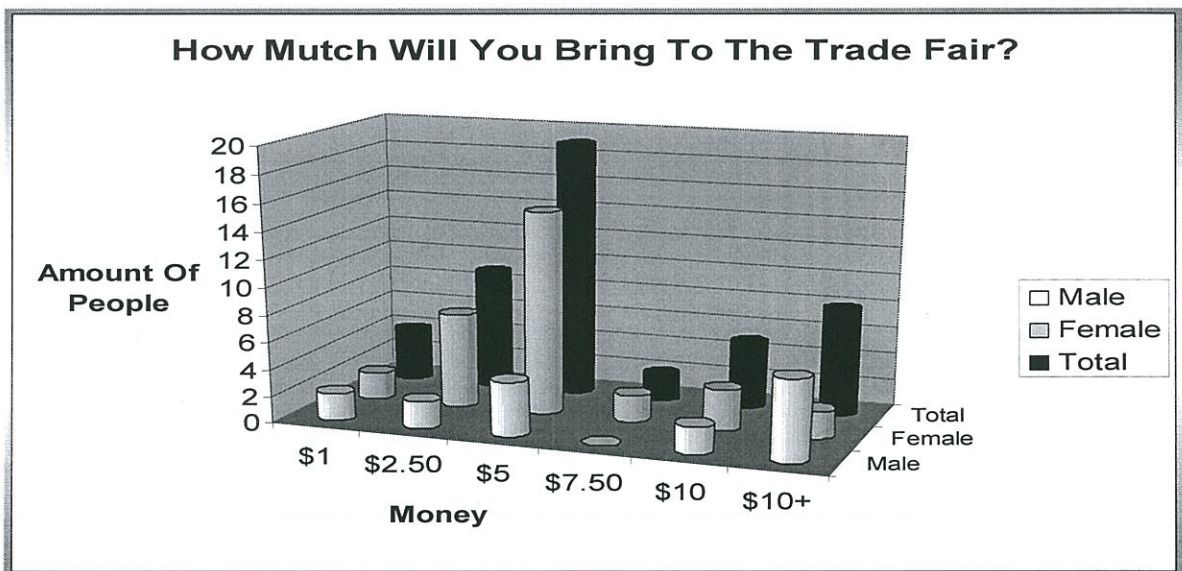
Introduction

Our survey was mostly asking people what they wanted to buy at the trade fair and how much they were willing to spend on the choices we gave them. We were hoping to find out the most popular choice of food (out of candy floss, lollies, cans of drink and sausages) and how much people would pay for them.

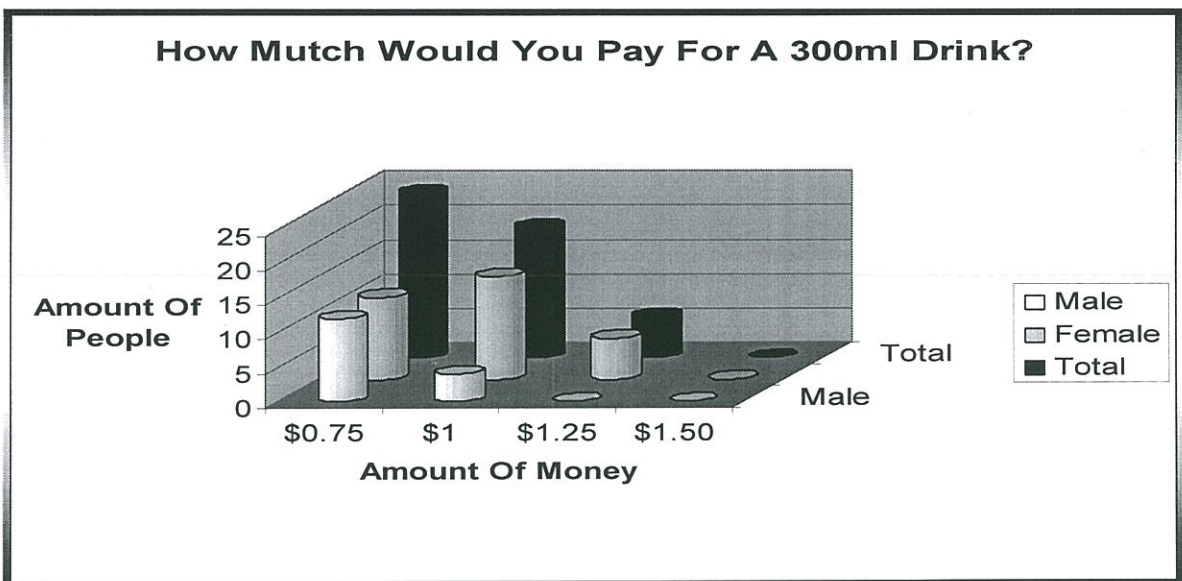
Methodology

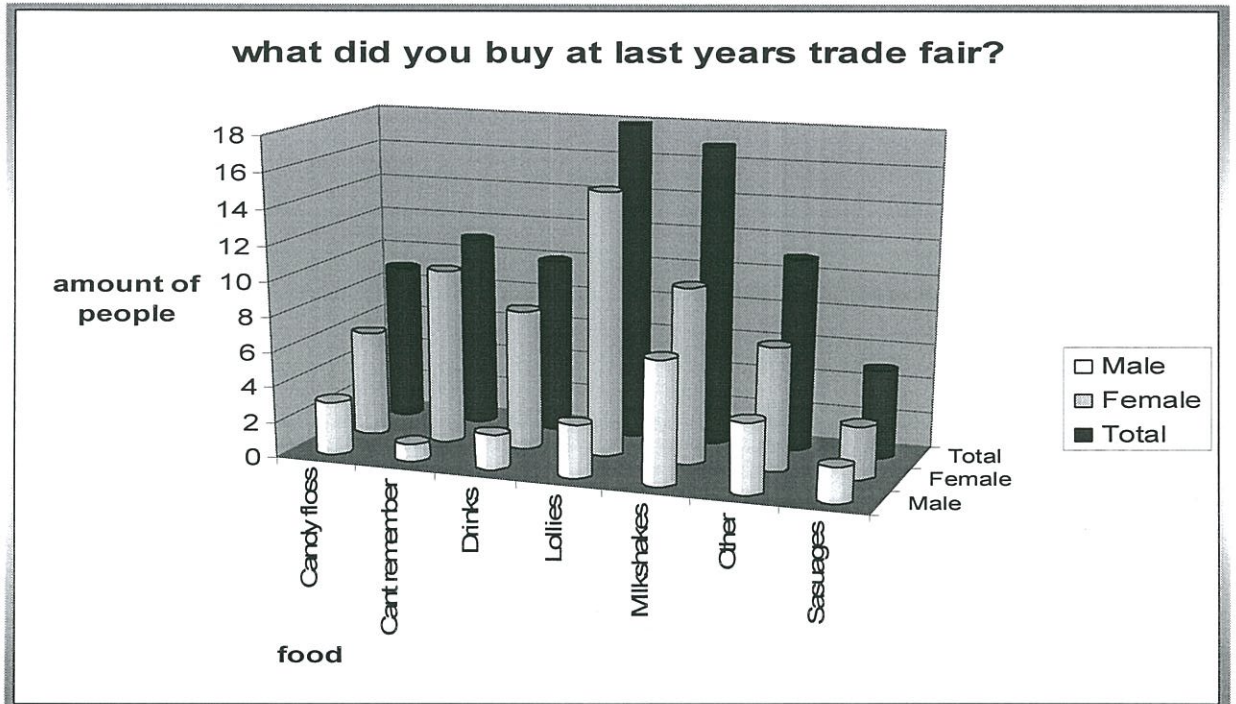
To conduct our survey we first (as a group) wrote a draft copy then a good copy and printed it out. Then we photocopied the good copy about 100 times. We then went around four classrooms and handed out the sheets to each student. We collected them in then tallied all the results on the sheets. We then put the results into excel and turned them into five graphs.

QUESTIONS

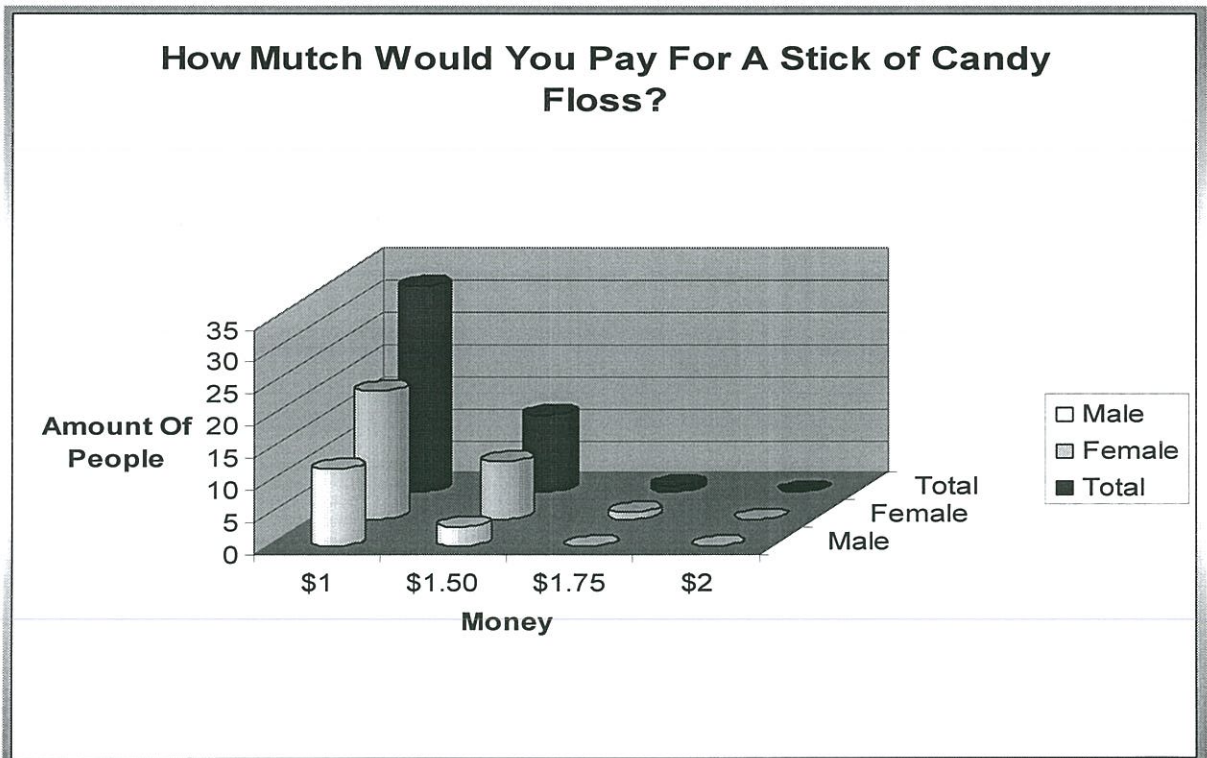


From this graph we can tell that most people will bring \$5 to the trade fair.

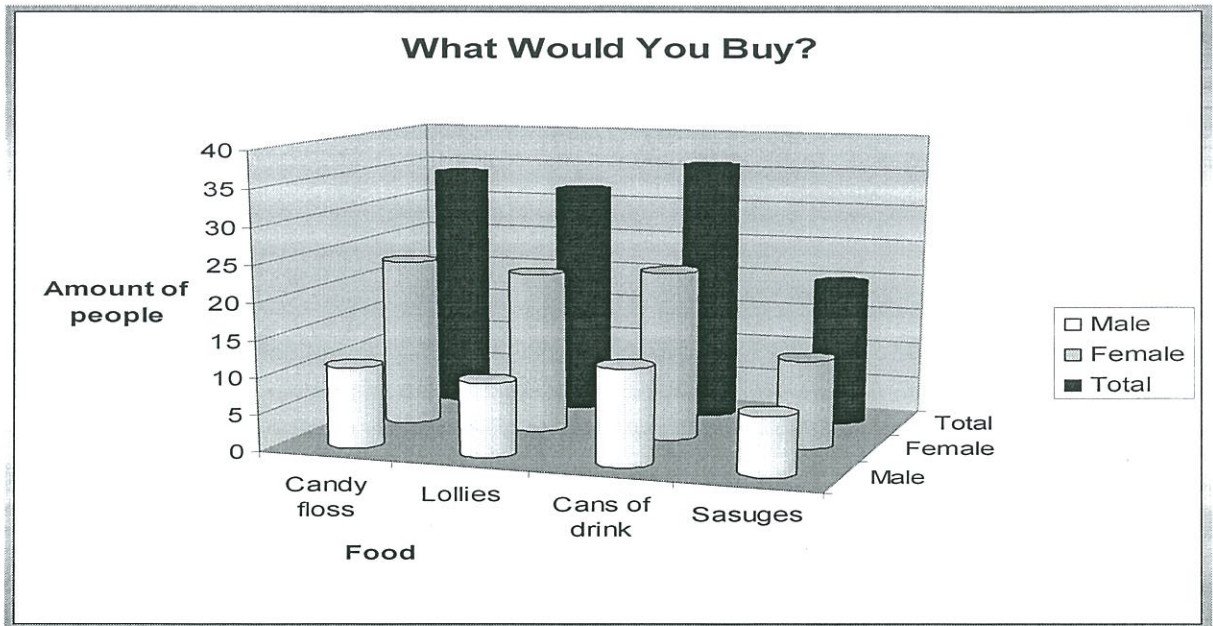




From this graph we can tell that milkshakes were the most popular thing to buy last year



From this graph we can tell that most people will only pay \$1 for a stick of candyfloss.



From this graph we can tell that cans of drink and candy floss will be popular but lollies will also sell well.

Tallies

What would you buy?

Candy floss	32
Lollies	30
Cans of drink	34
Sausages	20

How much will you bring to the trade fair?

\$1	5
\$2.50	8
\$5	18
\$7.50	2
\$10	7
\$10+	8

How much would you pay for a 300ml drink?

\$0.75	22
\$1	17
\$1.25	5
\$1.50	0

How much would you pay for a stick of candy floss?

\$1	32
\$1.50	11
\$1.75	1
\$2	0

What did you buy last year?

Candy floss	9
Drinks	10
Lollies	18
Milkshakes	17
Sausages	5
Cant remember	11
other	11

Cross Tabulation

What would you buy?

Food people want to buy	Boys	Girls
Candy floss	10	22
lollies	9	21
Cans of drink	12	22
Sausages	7	13

How much money will you bring to the trade fair?

Amount of money	Boys	Girls
\$1	3	2
\$2.50	2	6
\$5	4	14
\$7.50	0	2
\$10	7	5

Analysis

We found from our survey that most people are going to buy lollies, cans of drink and candy floss. The most common price people will pay for candy floss is \$1 and the most common price for a can of drink is 75c to \$1. \$5 is the most common amount of money people think they will bring to the trade fair followed by \$10+ then \$2.50. We found that last year most people bought lollies and milkshakes.

Conclusion

From our survey results we conclude that we are going to sell candy floss and cans of drink at the trade fair. We have decided this because these are the two things we decided to focus on when we were writing the survey and we have found that a large amount of people will buy these two products.